

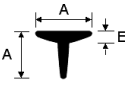



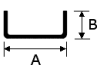


CANTONEIRAS ABAS IGUAIS

							
A	x	E	Kg/m	A	x	E	Kg/m
5/8"	x	1/8"	0,71	3 "	x	3/16"	5,50
3/4"	x	1/8"	0,88			1/4"	7,30
7/8"	x	1/8"	1,04			5/16"	9,10
1 "	x	1/8"	1,20			3/8"	10,72
		3/16"	1,73			1/2"	13,99
1.1/4"	x	1/4"	2,28	4 "	x	1/4"	9,85
		1/8"	1,50			5/16"	12,37
		3/16"	2,20			3/8"	14,58
		1/4"	2,86			1/2"	19,05
1.1/2"	x	5/8"	23,40	5 "	x	3/8"	18,30
		3/16"	2,68			1/2"	24,10
		1/4"	3,48			5/8"	29,80
		5/16"	4,26			3/4"	35,10
1.3/4"	x	1/8"	2,14	6 "	x	3/8"	22,20
		3/16"	3,15			1/2"	29,20
		1/4"	4,12			5/8"	36,00
		5/16"	5,05			3/4"	42,70
2 "	x	1/8"	2,46	8 "	x	7/8"	49,30
		3/16"	3,63			1/2"	39,30
		1/4"	4,75			5/8"	48,70
		5/16"	5,83			3/4"	57,90
		3/8"	6,99			7/8"	67,00
		1/2"	8,97			1"	75,90
2.1/2"	x	3/16"	4,57				
		1/4"	6,10				
		5/16"	7,44				
		3/8"	8,78				
		1/2"	11,46				

PERFIL "T" ABAS IGUAIS

 			
A	x	E	Kg/m
5/8"	x	1/8"	0,74
3/4"	x	1/8"	0,88
7/8"	x	1/8"	1,04
1"	x	1/8"	1,19
		3/16"	1,79
1.1/4"	x	1/8"	1,62
		3/16"	2,31
1.1/2"	x	1/8"	2,21
		3/16"	2,83
2"	x	1/4"	4,90

PERFIL "U" DOBRADO SIMPLES

  		
A x B	E	Kg/m
50 x 25	1/8"	2,15
	3/16"	3,10
75 x 40	1/8"	3,45
	3/16"	5,10
100 x 40	1/8"	4,05
	3/16"	6,10
127 x 50	1/8"	5,15
	3/16"	7,80
150 x 50	1/8"	5,70
	3/16"	8,70
200 x 50	1/8"	7,00

CHAPA GALVANIZADA

ESPESSURA		PESO
Nº	mm	Kg/m
32	0,30	2,40
30	0,35	2,80
28	0,43	3,44
26	0,50	4,00
24	0,65	5,20
22	0,80	6,40
20	0,95	7,60
19	1,11	8,88
18	1,25	10,00
16	1,55	12,40
14	1,95	15,60